

Scaled data based on original data using
LM-79-08 Approved Method: Electrical and Photometric Measurements of Solid-
State Lighting Products

Test Report Prepared for
Cooper Lighting Solutions
(formerly Eaton)

Brand: McGRAW-EDISON

Report Number: P200129

Luminaire Tested: **GWC-AF-01-LED-E1-SL3-1200-HSS**

Issue Date: 3/3/2020

Test Information

Test Method: LM-79-08
Report Number: P200129
TEST IS SCALED FROM IESNA LM-79-08 TEST DATA (P24289)
Test Lab: INNOVATION CENTER P2
Issue Date: 3/3/2020
Manufacturer: COOPER LIGHTING SOLUTIONS (FORMERLY EATON)
Product Line: MCGRAW-EDISON
Catalog Number: GWC-AF-01-LED-E1-SL3-1200-HSS
Description: GALLEON WALL LUMINAIRE
(1) 70 CRI, 4000K, 1200mA LIGHTSQUARE WITH 16 LEDS EACH AND TYPE III
SPILL LIGHT ELIMINATOR OPTICS WITH HOUSE SIDE SHIELD
Light Source: -
Ballast/Driver: ELECTRONIC DRIVER

Summary

Lumens per Lamp: N/A
Luminaire Lumens: 6094.7 lumens
Efficiency: N/A
Efficacy: 91.0 lumens/watt
Luminous Opening: Rectangular (W 0.5' x L: 0.5' x H: 0')
IES Classification: Type III - Short - Non-Cutoff
BUG Rating: B1 - U0 - G2

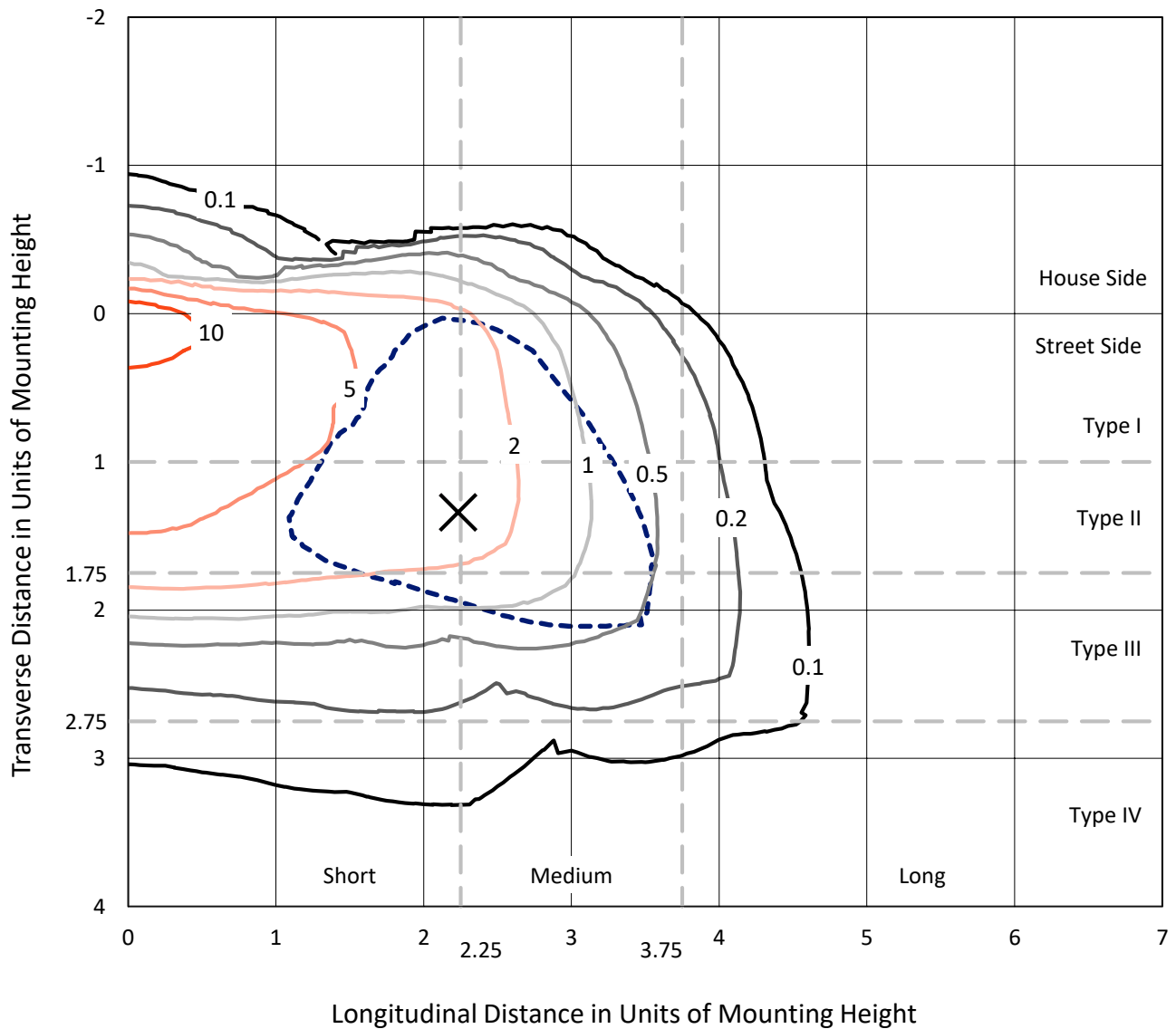
Input Watts (W): 67
Input Voltage (V): NR
Input Current (Ain): NR
Voltage Rise (V): NR
Power Factor: NR
Total Harmonic Distortion (THDi): NR
Frequency (hertz): 60
Stabilization Time: NR
Operation Time: NR
Ambient Temperature (°C): NR
Test Distance: 25 FT



REPORT NUMBER: P200129
 CATALOG NUMBER: GWC-AF-01-LED-E1-SL3-1200-HSS

Iso-Footcandle Lines of Horizontal Illumination

× Max cd
 - - - 1/2 Max cd

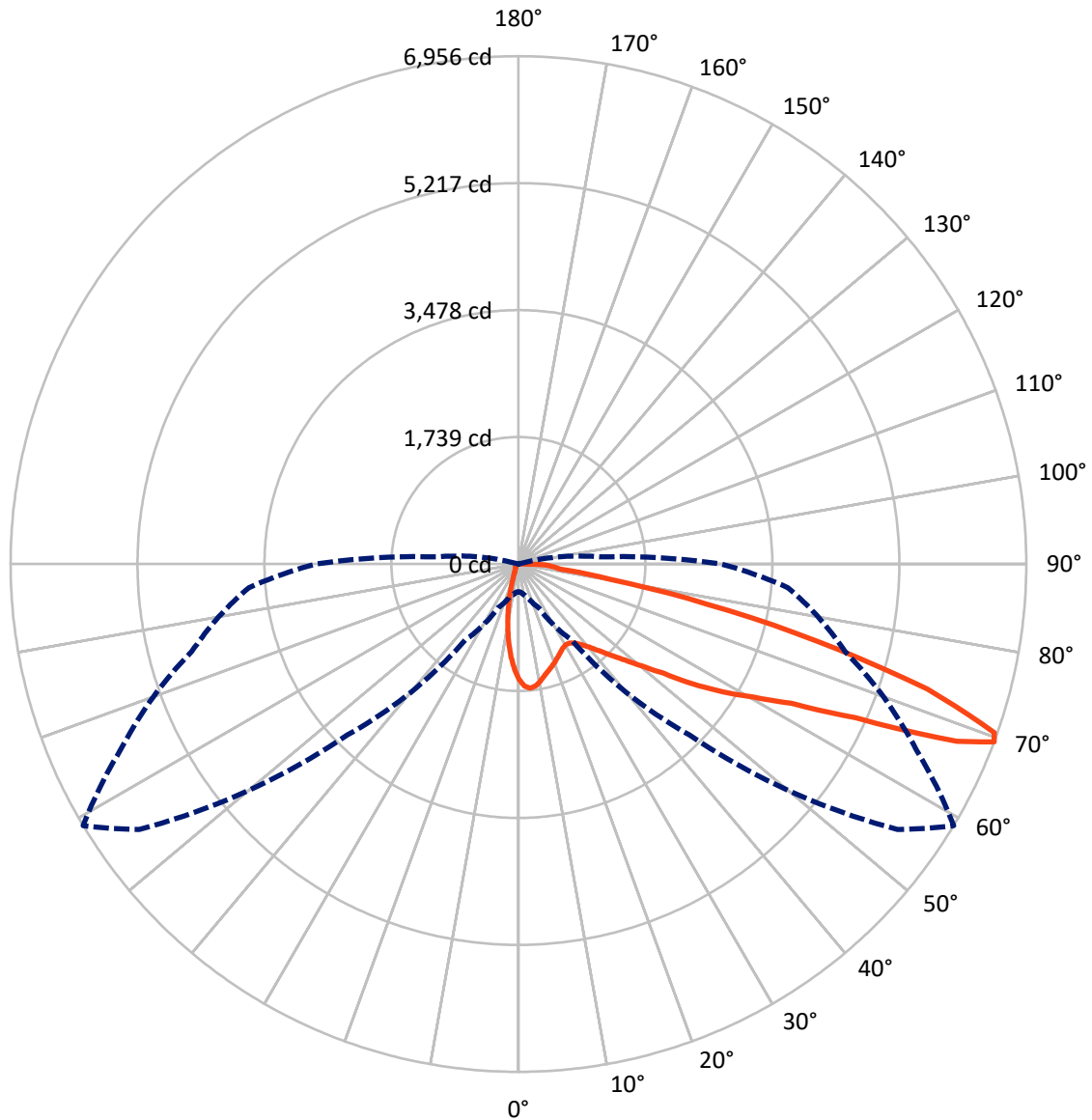


Based on 10 foot mounting height. Maximum calculated value = 15.9 fc
 Type III - Short - Non-Cutoff

REPORT NUMBER: P200129

CATALOG NUMBER: GWC-AF-01-LED-E1-SL3-1200-HSS

Luminous Intensity Polar Plot



— Vertical Plane Through 59-Deg Lateral - - - Horizontal Cone Through 69-Deg Vertical

REPORT NUMBER: P200129

CATALOG NUMBER: GWC-AF-01-LED-E1-SL3-1200-HSS

FLUX DISTRIBUTION:

		Downward	Upward	Total
House Side	Lumens	496.3	0.0	496.3
	% Fixture	8.1	0.0	8.1
Street Side	Lumens	5598.4	0.0	5598.4
	% Fixture	91.9	0.0	91.9
Total	Lumens	6094.7	0.0	6094.7
	% Fixture	100.0	0.0	100.0

Coefficient of Utilization

ZONAL LUMENS:

Zone	Lumens	% Fixture
0°-10°	128.8	2.1
10°-20°	266.1	4.4
20°-30°	358.0	5.9
30°-40°	519.8	8.5
40°-50°	865.6	14.2
50°-60°	1350.3	22.2
60°-70°	1670.8	27.4
70°-80°	846.8	13.9
80°-90°	88.6	1.5
90°-100°	0.0	0.0
100°-110°	0.0	0.0
110°-120°	0.0	0.0
120°-130°	0.0	0.0
130°-140°	0.0	0.0
140°-150°	0.0	0.0
150°-160°	0.0	0.0
160°-170°	0.0	0.0
170°-180°	0.0	0.0
0°-90°	6094.7	100.0
0°-180°	6094.7	100.0



REPORT NUMBER: P200129

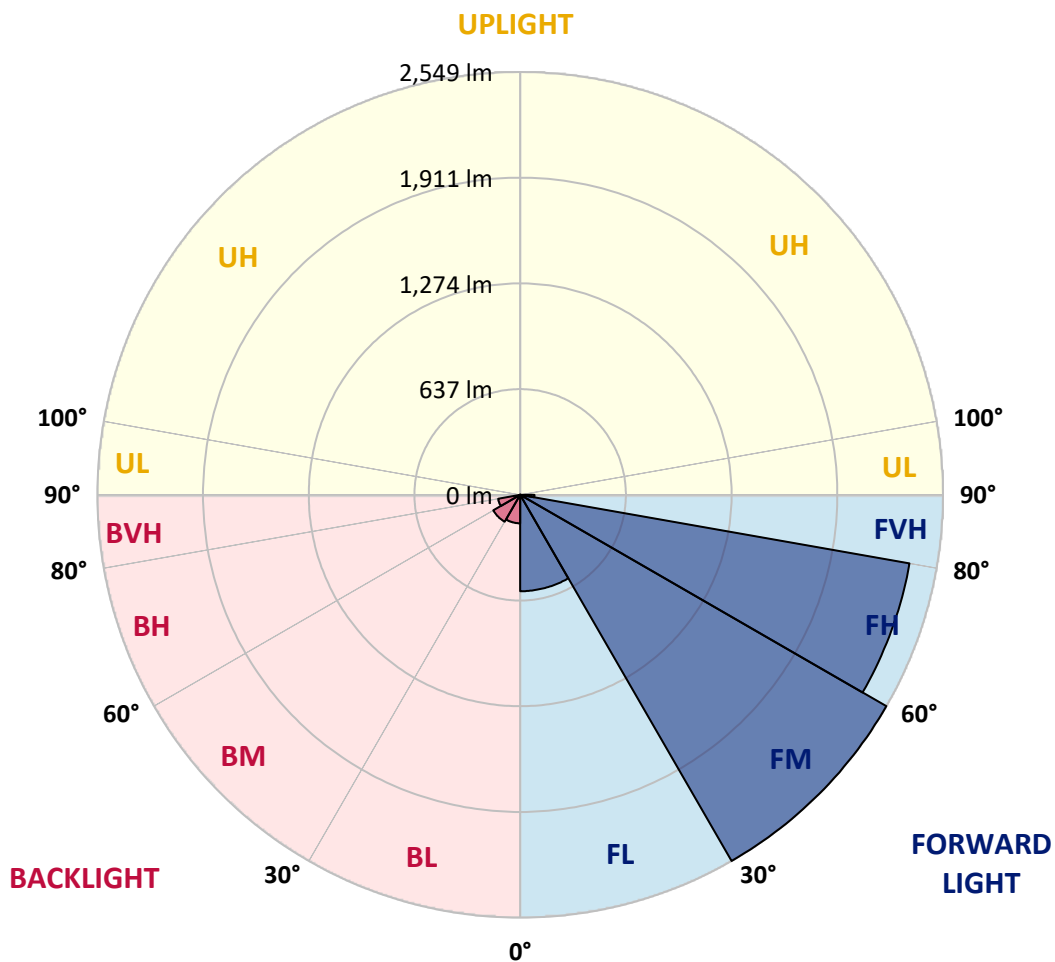
CATALOG NUMBER: GWC-AF-01-LED-E1-SL3-1200-HSS

LUMINAIRE CLASSIFICATION SYSTEM LUMEN TABLE AND BUG RATING:

Zone		Lumens	% Fixture	Zone Rating/Lumen Limit		
				B	U	G
FL	(0°-30°)	581.1	9.5			
FM	(30°-60°)	2548.7	41.8			
FH	(60°-80°)	2382.8	39.1			G2/5000
FVH	(80°-90°)	85.9	1.4			G1/100
BL	(0°-30°)	171.8	2.8	B1/500		
BM	(30°-60°)	187.0	3.1	B0/220		
BH	(60°-80°)	134.8	2.2	B1/500		G1/500
BVH	(80°-90°)	2.7	0.0			G0/10
UL	(90°-100°)	0.0	0.0		U0/0	
UH	(100°-180°)	0.0	0.0		U0/0	

BUG Rating: B1-U0-G2

Type III Short





REPORT NUMBER: P200129

CATALOG NUMBER: GWC-AF-01-LED-E1-SL3-1200-HSS

CANDELA DISTRIBUTION (FULL):

	0°	5°	15°	25°	35°	45°	55°	59°	65°	75°	85°
0°	1586.4	1586.4	1586.4	1586.4	1586.4	1586.4	1586.4	1586.4	1586.4	1586.4	1586.4
2.5°	1738.7	1738.0	1730.4	1726.9	1720.8	1707.7	1687.4	1676.7	1659.4	1629.5	1589.2
5°	1722.9	1731.1	1735.6	1735.9	1740.4	1735.6	1717.3	1708.4	1684.6	1636.3	1564.0
7.5°	1615.3	1618.4	1631.2	1642.2	1663.6	1683.9	1690.4	1686.6	1672.5	1620.9	1524.7
10°	1500.3	1503.3	1518.5	1533.0	1561.9	1593.2	1626.4	1633.2	1639.1	1598.8	1486.8
12.5°	1400.9	1404.1	1419.5	1438.6	1472.3	1510.9	1562.3	1573.6	1599.5	1577.8	1456.5
15°	1315.5	1316.8	1332.0	1355.5	1395.8	1445.4	1503.6	1521.9	1561.5	1563.0	1429.9
17.5°	1242.8	1246.3	1255.6	1278.0	1322.1	1383.3	1451.3	1477.4	1524.0	1550.5	1404.1
20°	1198.3	1201.8	1201.5	1213.8	1253.4	1318.9	1398.9	1430.3	1486.8	1537.8	1381.0
22.5°	1189.7	1189.7	1180.7	1179.1	1202.5	1257.2	1344.5	1382.7	1453.3	1532.3	1364.8
25°	1220.4	1218.9	1196.5	1178.3	1179.4	1212.1	1291.7	1337.2	1425.1	1536.1	1356.1
27.5°	1285.1	1283.4	1255.2	1220.4	1192.5	1192.1	1251.7	1300.7	1402.7	1554.0	1359.6
30°	1374.7	1374.1	1343.4	1299.7	1249.0	1202.5	1238.0	1282.4	1388.2	1586.4	1367.5
32.5°	1472.6	1471.6	1448.5	1402.4	1338.2	1249.0	1252.4	1289.6	1392.3	1629.5	1386.8
35°	1576.4	1574.6	1564.7	1524.3	1453.7	1334.7	1300.0	1328.9	1418.5	1693.9	1424.8
37.5°	1688.7	1690.4	1697.7	1659.1	1585.0	1455.0	1379.6	1399.2	1471.3	1781.5	1486.4
40°	1854.5	1854.2	1856.6	1805.9	1734.6	1602.2	1491.0	1497.1	1559.5	1897.6	1580.2
42.5°	2155.4	2134.4	2070.6	1967.2	1895.5	1770.4	1631.2	1624.7	1667.4	2041.3	1711.5
45°	2559.6	2514.8	2349.4	2151.3	2059.6	1960.0	1803.9	1782.8	1810.0	2214.0	1873.4
47.5°	2907.4	2860.9	2626.8	2342.9	2233.6	2139.9	2006.1	1968.3	1977.2	2407.3	2078.8
50°	3025.6	3002.9	2798.5	2509.7	2402.1	2366.3	2240.9	2194.6	2182.0	2631.0	2317.0
52.5°	2984.6	2982.8	2846.8	2617.8	2556.6	2600.6	2536.2	2482.8	2436.0	2866.7	2559.3
55°	2918.8	2927.4	2866.4	2712.7	2710.6	2814.6	2940.2	2895.7	2759.9	3122.8	2768.1
57.5°	2737.1	2774.0	2855.4	2891.9	2976.7	3083.2	3276.5	3302.7	3142.1	3318.9	2941.5
60°	2220.8	2301.8	2567.9	2917.8	3319.6	3584.9	3682.5	3704.9	3455.7	3481.9	3175.5
62.5°	1576.4	1659.1	1996.5	2588.3	3324.7	4244.2	4287.3	4199.4	3801.1	3723.4	3579.1
65°	836.8	900.5	1176.3	1868.3	2882.6	4397.3	5345.0	5083.0	4410.4	4198.7	4100.5
67.5°	428.0	447.3	556.9	914.3	1981.7	3905.8	6293.1	6477.5	5460.5	4670.2	4075.3
69°	378.8	390.2	462.9	661.0	1269.0	3308.2	6339.3	6956.2	6010.1	4630.9	3703.5
70°	366.7	376.7	442.8	598.3	991.9	2774.3	6162.5	6914.1	6150.8	4481.3	3425.8
72.5°	311.2	319.9	394.2	528.7	806.1	1377.2	5005.9	5858.8	5519.4	3733.2	2479.6
75°	208.2	236.4	378.4	495.6	749.9	782.4	3300.2	4233.9	3933.0	2517.9	1291.7
77.5°	50.0	53.8	106.8	394.2	685.8	688.5	1697.4	2632.1	2146.8	897.4	305.4
80°	26.9	25.9	30.0	78.3	638.6	646.2	764.0	1277.6	766.5	148.8	100.7
82.5°	18.9	17.9	19.3	32.7	200.9	588.6	552.8	578.3	317.7	57.2	45.1
85°	6.9	6.5	10.6	29.7	63.1	338.4	567.9	477.0	257.5	26.2	33.0
87.5°	2.5	2.0	4.1	16.2	19.3	144.0	350.5	360.5	101.4	15.9	15.5
90°	0.0	0.0	0.0	0.0	0.0	0.0	0.0	0.0	0.0	0.0	0.0



REPORT NUMBER: P200129

CATALOG NUMBER: GWC-AF-01-LED-E1-SL3-1200-HSS

CANDELA DISTRIBUTION (continued):

	90°	95°	105°	115°	125°	135°	145°	155°	165°	175°	180°
0°	1586.4	1586.4	1586.4	1586.4	1586.4	1586.4	1586.4	1586.4	1586.4	1586.4	1586.4
2.5°	1572.3	1550.9	1511.6	1471.3	1434.1	1389.3	1366.9	1344.8	1335.5	1332.0	1315.8
5°	1526.8	1490.5	1407.2	1323.4	1246.3	1164.2	1110.1	1066.6	1041.2	1028.8	1009.1
7.5°	1468.5	1409.2	1282.8	1153.5	1033.2	914.7	826.7	759.2	712.7	690.3	669.9
10°	1412.0	1333.1	1153.2	977.0	813.7	656.5	535.2	447.3	391.2	365.3	348.8
12.5°	1361.3	1258.9	1028.1	805.1	600.1	415.9	292.6	222.6	187.8	175.7	169.9
15°	1316.1	1190.7	909.8	641.7	406.3	237.8	159.9	136.2	130.6	130.6	129.9
17.5°	1273.5	1123.9	795.8	488.4	255.0	145.5	121.6	118.6	118.6	119.9	119.9
20°	1232.5	1060.1	685.5	350.5	160.6	115.5	110.0	109.3	110.0	111.7	111.7
22.5°	1197.3	1002.2	582.5	240.6	119.3	104.0	101.4	100.2	100.7	101.7	102.4
25°	1171.1	953.3	485.3	163.1	102.7	94.7	91.7	89.9	88.6	88.6	89.3
27.5°	1154.5	912.0	391.2	118.6	92.4	86.1	81.3	78.6	75.5	73.8	74.5
30°	1142.4	872.6	302.9	96.9	82.8	76.5	70.3	65.8	61.4	59.2	59.9
32.5°	1138.0	841.0	226.4	85.5	74.1	67.2	59.6	53.8	48.9	47.3	47.6
35°	1150.1	815.8	165.8	77.2	67.2	58.6	50.0	43.5	39.6	38.6	39.0
37.5°	1181.8	802.3	124.1	70.3	61.0	51.4	41.7	35.5	33.0	33.0	33.5
40°	1241.8	802.0	99.6	65.5	55.4	44.5	34.5	30.0	28.6	29.3	29.7
42.5°	1329.3	820.2	86.8	61.0	50.6	38.0	28.6	25.5	25.2	25.9	26.2
45°	1448.9	853.7	80.0	57.2	45.5	31.7	24.1	22.1	22.1	23.1	23.4
47.5°	1595.3	902.7	74.1	53.4	40.3	26.5	20.7	19.3	19.6	20.7	21.1
50°	1771.8	964.3	68.2	49.3	36.5	22.1	17.9	16.9	17.2	18.6	18.9
52.5°	1972.8	1047.4	63.4	45.5	31.7	18.3	15.1	14.5	15.1	16.6	16.9
55°	2145.0	1121.8	57.6	42.4	25.5	15.1	12.4	12.4	13.1	14.8	15.1
57.5°	2310.8	1199.7	52.4	36.5	19.9	12.1	10.3	10.6	11.8	13.4	13.8
60°	2554.1	1331.7	46.1	30.7	15.1	9.6	8.6	9.0	10.3	12.1	12.4
62.5°	2967.4	1532.6	40.0	25.5	11.8	7.6	6.9	7.6	9.3	11.4	11.8
65°	3340.2	1614.3	32.7	21.4	9.0	5.8	5.8	6.9	9.0	11.0	11.4
67.5°	3132.5	1358.9	25.5	16.9	6.9	4.5	4.8	6.5	8.6	11.0	11.4
69°	2770.3	1111.1	21.7	13.4	5.8	4.1	4.5	6.5	8.6	10.6	11.0
70°	2487.9	938.1	19.3	11.4	5.2	4.1	4.5	6.2	8.6	10.6	11.0
72.5°	1666.3	506.7	15.5	8.3	4.8	3.8	3.8	6.2	8.3	10.3	10.6
75°	716.2	139.9	12.4	5.8	4.1	3.5	3.5	5.8	7.9	10.0	10.6
77.5°	130.9	35.5	10.0	5.2	4.1	3.5	3.1	5.5	7.6	9.6	10.0
80°	52.1	17.6	7.9	4.5	3.8	3.1	2.8	5.2	7.3	9.3	9.6
82.5°	31.4	10.0	6.5	4.1	3.8	2.8	2.5	4.5	6.9	9.0	9.3
85°	25.5	6.9	5.2	4.1	3.5	2.8	2.0	4.1	6.2	8.6	9.0
87.5°	12.4	4.8	4.8	3.8	3.5	2.8	2.0	3.8	5.8	8.3	8.6
90°	0.0	0.0	0.0	0.0	0.0	0.0	0.0	0.0	0.0	0.0	0.0

(END OF REPORT)